

Goodrive270 series

VFD for fan and pump



CE



Features

Goodrive270 series VFD is an optimized VFD special for fan and pump. Simple and easy to use, the VFD can drive the fans and pumps in wastewater treatment, HVAC, chemical, metallurgical, electric power and other industries.

Power range: 30~500kW

Voltage class: AC 3PH 380~480V

- ◆ Optimized size: Booksize compact, easy to install.
- ◆ Motor compatibility: Able to drive both synchronous motors and asynchronous motors.
- ◆ Functions special for fans and pumps.
- ◆ Energy-saving and efficient.
- ◆ Flexible expansion: Support for IO, communication, and IoT add-ons.



Note: 1.5~22kW is under development

Applications



Central air conditioners



Wastewater treatment



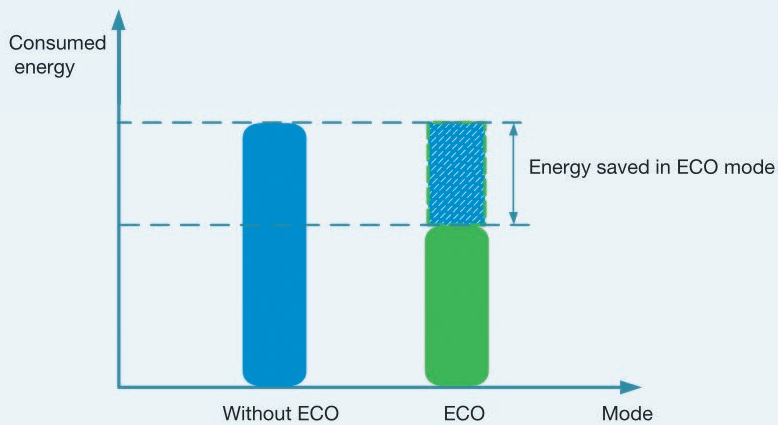
Delivery pumps



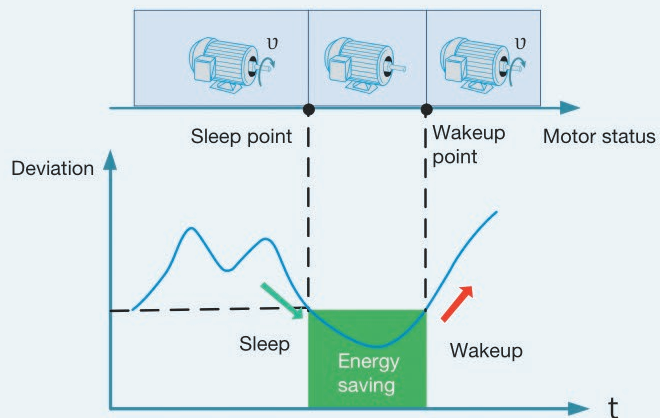
Irrigation pump

Advantages

- ◆ **ECO mode:** ensures the implementation of best performance and minimum loss at low dynamic load to optimize the output power.



- ◆ **Energy-saving control:** implements sleep at night or energy-saving run at extremely light load to avoid frequent startup or stop.



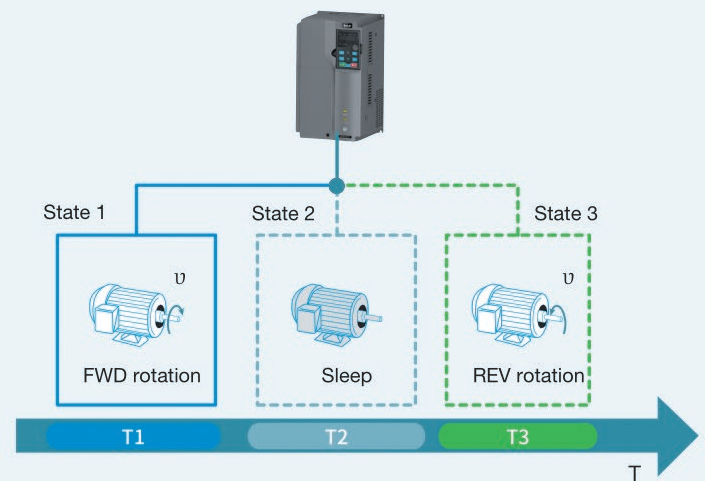
- ◆ **Anti-waterhammer**

Prevents water pump damage or water valve damage.

- ◆ **Water level control**

When the present water level is lower than the water level lower limit but higher than the water shortage level, the system runs at the backup pressure for exceptional situations. When the present water level is lower than the water shortage level, the system stops running.


- ◆ **Cleaning:** implements automatic cleaning for water pumps by means of periodic forward/reverse rotation and sleep to reduce the manual maintenance workload.



- ◆ **Fire ride-through (special for water pumps):** In fire mode for tunnel or building fans in emergency, the fault alarm is screened out to ensure longer running.

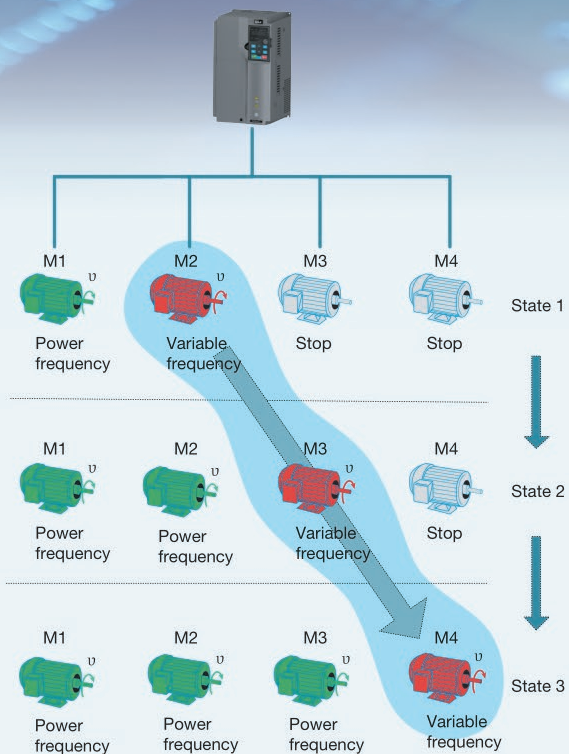


- ◆ **Thickened circuit board coating:** helps to enhance the PCB protection and adapt to hostile environments to ensure long and reliable run.

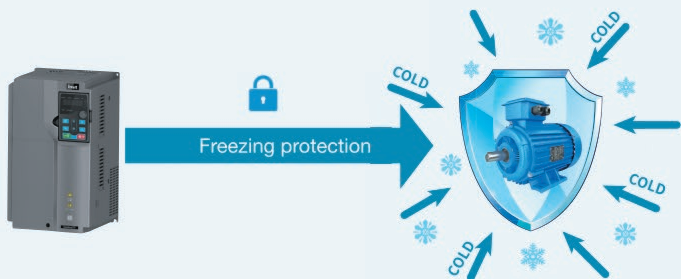


- ◆ Multi-pump polling and auxiliary pump startup/stop: Support for cyclic and fixed variable-frequency pump water supply, and sleep control.

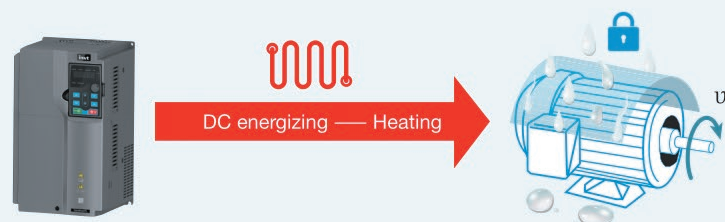
The VFD does not specify a certain pump as the variable-frequency pump. If the water supply pressure is insufficient, the variable-frequency pump that is running is switched to the power grid, and a next pump is selected as the variable-frequency pump (a maximum of eight variable-frequency pumps can be controlled and only one variable-frequency pump can be used at a time).



- ◆ Freezing protection: When the ambient temperature is lower than the specified threshold, the motor automatically rotates to avoid freezing to achieve the protection purpose.



- ◆ Motor heating: uses DC energizing to increase the motor surface temperature at intermittent working and avoid motor faults caused by condensation.




Abundant configuration

- ◆ **A.** 30~355kW VFD models support optional built-in DC reactors. 400~500kW VFD models have been configured with DC reactors.



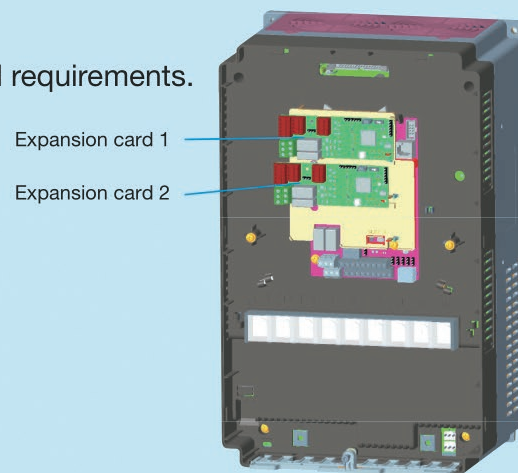
- ◆ **B.** 220kW and higher VFD models support output reactors (Optional -L2/L3 model).



Flexible expansion

- ◆ Support for various application environments to quickly meet customized requirements.

1	Optional IO expansion card
2	Optional communication expansion card
3	Optional IoT expansion card
4	Optional relay expansion card
5	Optional 24V power expansion card



Type Selection

Naming conventions

GD270-160-4-L1

① ② ③ ④

Field	Sign	Description	Content
Product series abbreviation	①	Product series abbreviation	GD270: Goodrive270 series VFD for fan and pump.
Rated power	②	power level	160: 160kW
Voltage class	③	Voltage class	◆ 4: AC 3PH 380~480V ◆ Rated voltage: 380V
Management number	④	Optional	◆ Default: Empty. ◆ L1: with built-in DC reactor, applicable to 30~355kW models. ◆ L2: with output AC reactor, applicable to 220kW and higher models. ◆ L3: with built-in DC reactor and output AC reactor, applicable to 220kW and higher models. Note: DC reactors are standard parts for 400~500kW models.

Product model selection

VFD model	Output power (kW)	Input current (A)	Output current (A)	Boundary dimension W*H*D (mm)	Package dimensions L*W*H (mm)	Standard weight (kg)	Gross weight (kg)
GD270-030-4	30	75	60	266*371*208	490x315x315	8	10
GD270-037-4	37	90	75	266*371*208	490x315x315	8	10
GD270-045-4	45	108	92	316*430*223	580x395x360	14	16
GD270-055-4	55	142	115	352*580*258	695x440x410	18	21
GD270-075-4	75	177	150	352*580*258	695x440x410	18	21
GD270-090-4	90	200	180	352*580*258	695x440x410	18	21
GD270-110-4	110	240	215	338*554*338.3	725x495x500	34	40
GD270-132-4	132	278	250	338*554*338.3	725x495x500	34	40
GD270-160-4	160	310	305	338*825*398.3	955x480x600	53	64
GD270-185-4	185	335	330	338*825*398.3	955x480x600	53	64
GD270-200-4	200	385	380	338*825*398.3	955x480x600	53	64
GD270-220-4	220	430	425	303*1108*480	1310x630x560	78	99
GD270-250-4	250	465	460	303*1108*480	1310x630x560	78	99
GD270-280-4	280	485	530	330*1288*544	1438*668*531	89	119
GD270-315-4	315	550	600	330*1288*544	1438*668*531	89	119
GD270-355-4	355	600	650	330*1288*544	1438*668*531	90	120
GD270-400-4-L1	400	660	720	330*1398*544	1558*678*530	173	205
GD270-450-4-L1	450	745	820	330*1398*544	1558*678*530	175	207
GD270-500-4-L1	500	800	860	330*1398*544	1558*678*530	175	207

Note: The dimensions and weight of models with L suffix are provided separately by INVT .

Expansion card model selection


Category	Model	Name	Specifications
IO card	EC-IO501-00	IO expansion card	<ul style="list-style-type: none"> ◆ 4 digital inputs ◆ 1 digital output ◆ 1 analog input ◆ 1 analog output ◆ 2 relay outputs: 1 double-contact output, and 1 single-contact output
	EC-IO503-00	Relay card	<ul style="list-style-type: none"> ◆ 2 digital inputs ◆ 6 relay outputs
Communication card	EC-TX503	PROFIBUS-DP communication card	Supporting the PROFIBUS-DP protocol.
	EC-TX504	Ethernet communication card	<ul style="list-style-type: none"> ◆ Supporting Ethernet communication with INVT's internal protocol. ◆ Can be used in combination with INVT's upper computer monitoring software INVT Workshop.
	EC-TX505	CANopen communication card	<ul style="list-style-type: none"> ◆ Based on the CAN2.0A physical layer. ◆ Supporting the CANopen protocol.
	EC-TX511	CAN master/slave control communication card	<ul style="list-style-type: none"> ◆ Based on the CAN2.0B physical layer. ◆ Adopting INVT's master-slave control proprietary protocol.
	EC-TX509	PROFINET communication card	Supporting the PROFINET protocol.
IoT card	EC-IC501-2	IoT card	General-purpose SPI/485-to-2G.
24V power expansion card	EC-PS501-24	24V power expansion card	<ul style="list-style-type: none"> ◆ Input voltage (V): Dc18~30v (rated voltage 24Vdc) / 2A. ◆ Three output voltages: +5V/1A(±5%), +15V/0.2A(±10%), -15V/0.2A(±10%).

Note: The table describes expansion card are optional and need to be purchased separately. The SIM card is used with the Internet of Things card, which needs to be purchased extra.

Technical parameters

	Function description	Specifications
Technical control performance	Input voltage (V)	AC 3PH 380~480V Rated voltage: 380V
	Allowed voltage transient fluctuation	-15%~+10%
	Input frequency (Hz)	50Hz or 60Hz; Allowed range: 47~63Hz
	Output frequency (Hz)	0~400Hz
	Control mode	Space voltage vector control, and sensorless vector control (SVC)
	Motor type	Asynchronous motor (AM) and permanent magnetic synchronous motor (SM)
	Speed ratio	For asynchronous motors (AMs): 1:200 (SVC) For synchronous motors (SMs) : 1:20 (SVC)
	Speed control accuracy	± 0.2% (SVC)
	Speed fluctuation	± 0.3% (SVC)
	Torque response	< 20ms (SVC)
	Torque control accuracy	± 10% (SVC)
	Starting torque	◆ For AMs: 0.5Hz/150% (SVC) ◆ For SMs: 2.5Hz/150% (SVC)
	Overload capacity	Able to run at 110% of rated current for 1min, and an overload allowed for every 5min.
Running control performance	Frequency setting method	◆ Settings can be implemented through digital, analog, pulse frequency, multi-step speed run, simple PLC, PID, and communication. ◆ Settings can be combined and the setting channels can be switched.
	Automatic voltage regulation	The output voltage can be kept constant although the grid voltage changes.
	Fault protection	Many protection functions available, such as protection against overcurrent, overvoltage, undervoltage, overtemperature, and phase loss.
	Speed tracking restart	Used to implement impact-free smooth startup for rotating motors.
Peripheral interface	Analog input	Two inputs. AI1: 0(2)~10V / 0(4)~20mA; AI2: -10 ~ +10V
	Analog output	Two outputs. AO0/AO1: 0(2)~10V/0(4)~20mA
	Digital input	◆ Five regular inputs. Max. frequency: 1kHz; internal impedance: 3.3kΩ. ◆ One high-speed input. Max. frequency: 50kHz.
	Digital output	One Y terminal open collector output, sharing the terminal with S4. The function can be selected through a jumper.
	Relay output	◆ One programmable relay output. ◆ RO1A: NO; RO1B: NC; RO1C: common. ◆ Contact capacity: 3A/AC250V, 1A/DC30V.
	Extended interfaces	◆ Two extended interfaces: SLOT1 and SLOT2. ◆ Supporting communication expansion cards, I/O cards and so on.
Other	Installation method	◆ 30~250kW: wall mounting. ◆ 30~132kW: flange mounting. ◆ 220~5000kW: floor mounting.
	Temperature of running environment	-10°C ~ +50°C; Derating is required when the ambient temperature exceeds 40°C.
	IP rating	◆ IP20 for 200kW and lower. ◆ IP00 for 200kW and higher, supporting the optional part IP20 assembly.
	Pollution degree	Degree 2
	Cooling method	Forced air cooling

Your trusted industry automation solution provider



Service line: 86-755-23535967 E-mail: overseas@invt.com.cn Website: www.invt.com

SHENZHEN INVT ELECTRIC CO.,LTD. INVT Guangming Technology Building, Songbai Road, Matian, Guangming District, Shenzhen, China

- Industrial Automation:**
- Variable-Frequency Drive
 - Servo & Motion Control
 - Motor & Electric Spindle
 - PLC
 - HMI
 - Intelligent Elevator Control System
 - Traction Drive
- Electric Power:**
- SVG
 - Solar Pump Controller
 - UPS
 - Online Energy Management System
 - New Energy Vehicle Electric Control System

INVT Copyright.
Information may be subject to change without notice during product improving.

66003-00251 20210812(V1.0)