

**CARATTERISTICHE COSTRUTTIVE / CONSTRUCTION FEATURES
CARACTERÍSTICAS CONSTRUCTIVAS / CARACTÉRISTIQUES D'EXÉCUTION**

| | |
|-----------------------------------|---|
| Corpo pompa | ghisa |
| Pump body | cast iron |
| Cuerpo bomba | fundición |
| Corps de pompe | fonte |
| Supporto motore | ghisa |
| Motor bracket | cast iron |
| Soporte motor | fundición |
| Support moteur | fonte |
| Girante | Noryl® o ottone |
| Impeller | Noryl® or brass |
| Rodete | Noryl® o latón |
| Turbine | Noryl® ou laiton |
| Tenuta meccanica | ceramica-grafite |
| Mechanical seal | ceramic-graphite |
| Sello mecánico | cerámica-grafito |
| Garniture mécanique | céramique-graphite |
| Albero motore | acciaio AISI 416 |
| Motor shaft | stainless steel AISI 416 |
| Eje motor | acero AISI 416 |
| Arbre moteur | acier AISI 416 |
| Temperatura del liquido | girante Noryl®: 0 - 50 °C girante ottone: 0 - 90 °C |
| Liquid temperature | Noryl® impeller: 0 - 50 °C brass impeller: 0 - 90 °C |
| Temperatura del líquido | rodete de Noryl®: 0 - 50 °C rodete latón: 0 - 90 °C |
| Température du liquide | turbine en Noryl®: 0 - 50 °C turbine laiton: 0 - 90 °C |
| Pressione di esercizio | |
| Operating pressure | max 6 bar |
| Presión de trabajo | |
| Pression de fonctionnement | |

MOTORE / MOTOR / MOTOR / MOTEUR

| | |
|-------------------------------------|---------------------------|
| Motore 2 poli a induzione | 3~ 220/380V - 60Hz |
| 2 pole induction motor | 1~ 220V - 60Hz |
| Motor de 2 polos a inducción | con termoprotettore |
| Moteur à induction à 2 pôles | with thermal protection |
| | con protección térmica |
| | avec protection thermique |
| Classe di isolamento | |
| Insulation class | F |
| Clase de aislamiento | |
| Classe d'isolation | |
| Grado di protezione | |
| Protection degree | IP44 |
| Grado de protección | |
| Protection | |

| 1~ 110V - 60Hz | |
|----------------|-------|
| TYPE | I (A) |
| CR 75/76 | 6,8 |
| CR 100/102 | 10,6 |

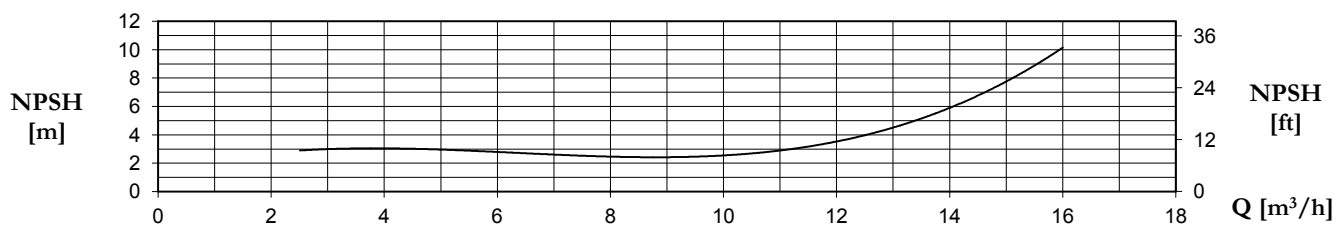
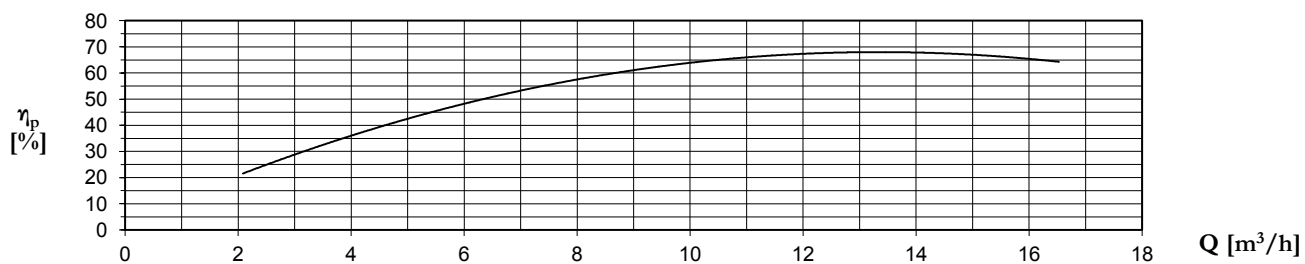
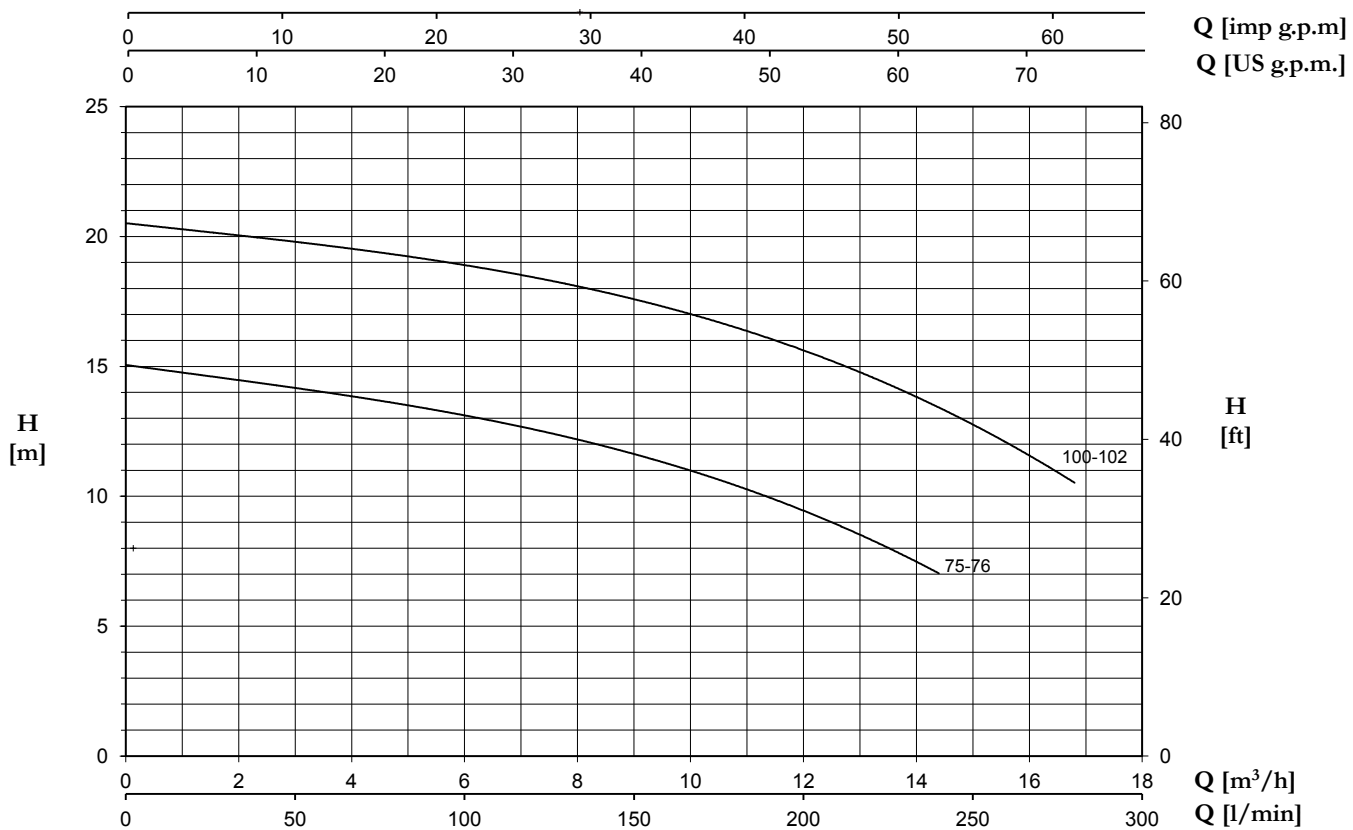


Pompe centrifughe di media portata per piccole e medie applicazioni agricole. Dotate di girante aperta per consentire il passaggio di piccoli corpi solidi (Ø max. 10 mm.).

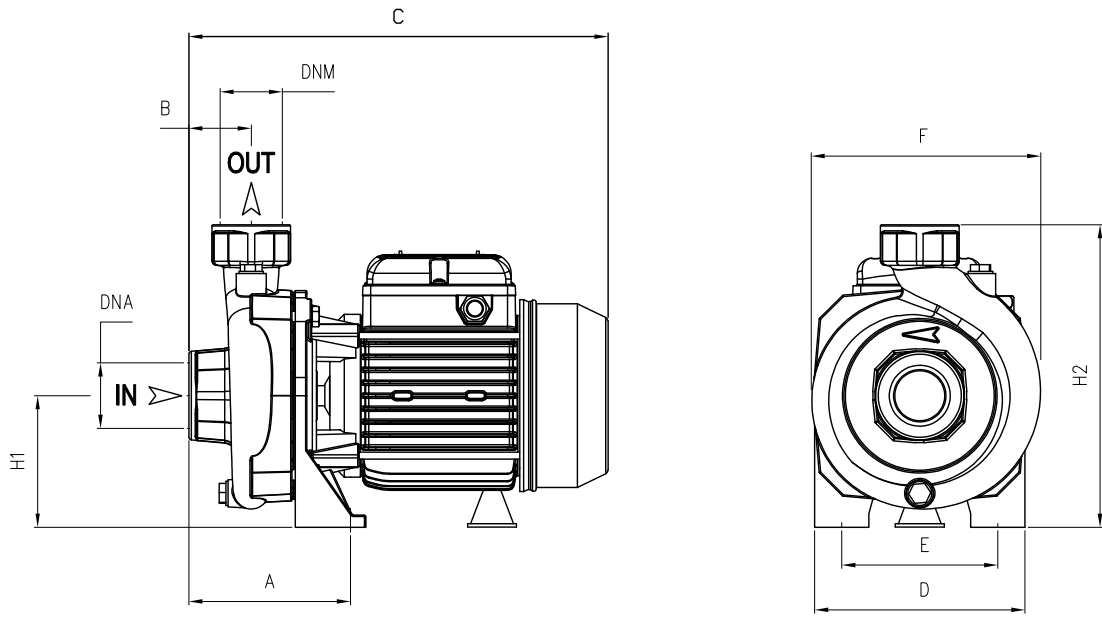
Medium delivery centrifugal pumps for small and medium agricultural applications. Open impeller which allows small solid items to pass through (Ø max 10 mm.).



Bombas centrífugas de caudal mediano para aplicaciones agrícolas pequeñas y medianas. Dotadas de rodete abierto para permitir el paso de pequeños cuerpos sólidos (Ø máx. 10 mm).


Pompes centrifuges de débit moyen pour petites et moyennes applications agricoles. Elles sont munies d'une roue ouverte afin de permettre le passage de petits corps solides (Ø max. 10 mm.).



| TYPE | | P2 | | P1 (kW) | | AMPERE | | Q (m³/h - l/min) | | | | | | |
|-------------------|--------------------|------|------|---------|------|------------------|------------------|------------------|------|------|------|------|------|------|
| 1~ | 3~ | | | | | 1~ | 3~ | 0 | 3 | 6 | 9 | 12 | 14,4 | 16,8 |
| | | (HP) | (kW) | 1~ | 3~ | 1x220 V 60 Hz | 3x380 V 60 Hz | H (m) | | | | | | |
| CR 75/76 | CRT 75/76 | 0,8 | 0,59 | 0,73 | 0,83 | 3,4 | 1,5 | 15,0 | 14,3 | 13,0 | 11,6 | 9,5 | 7,0 | - |
| CR 100/102 | CRT 100/102 | 1 | 0,74 | 1,14 | 1,20 | 5,3 | 2,4 | 20,5 | 19,8 | 18,9 | 17,7 | 15,5 | 13,5 | 10,5 |



| TYPE | DIMENSIONS (mm) | | | | | | | | | |  | | |  |
|---------------|-----------------|----|-----|-----|-----|-----|----|-----|---------|---------|---|-----|-----|---|
| | A | B | C | D | E | F | H1 | H2 | DNA | DNM | I | L | M | |
| CR 75 | 120 | 45 | 308 | 155 | 115 | 170 | 97 | 222 | 1"1/2 G | 1"1/4 G | 325 | 200 | 265 | 13 |
| CR 100 | 120 | 45 | 308 | 155 | 115 | 170 | 97 | 222 | 1"1/2 G | 1"1/4 G | 325 | 200 | 265 | 13 |
| CR 76 | 120 | 45 | 308 | 155 | 115 | 170 | 97 | 222 | 1"1/2 G | 1"1/2 G | 325 | 200 | 265 | 14 |
| CR 102 | 120 | 45 | 308 | 155 | 115 | 170 | 97 | 222 | 1"1/2 G | 1"1/2 G | 325 | 200 | 265 | 14 |

| TYPE |  | | | |
|-----------|---|----------|-------------|----------|
| | TRUCK | | CONTAINER | |
| | PALLET (cm) | N° pumps | PALLET (cm) | N° pumps |
| CR | 85X110X145 | 65 | 85X110X195 | 91 |