


# DP/DPV

Drainage  
Plastic



Drainage pumps for emptying pits and cisterns, for gardening; completely constructed in anticorrosive material. Brass insert on the delivery opening (DP 80/100 - DPV 80/100). The single-phase version includes a built-in capacitor, a thermal protector and it can be equipped with a float switch.



DP 40

DP 80

DPV 80



DP 60

DP 100

DPV 100



White water

## Construction features

**Pump body** polypropylene



**Impeller** Noryl®

**Mechanical seal** double lip seal on ceramic bush

**Motor shaft** stainless steel AISI 416 with ceramic bush

**Free passage**  
 $\varnothing$  max 4 mm (DP 40/60)  
 $\varnothing$  max 7 mm (DP 80/100)  
 $\varnothing$  max 15 mm (DPV 80/100)

**Max submergence** 5 m

**Liquid temperature** 0 - 40 °C

**Cable**  
 H05 RN8F, 10 m (DP 40/60)  
 H07 RN8F, 10 m (DP 80/100,  
 DPV 80/100)

**G** float switch

## Motor

3- 400V-50Hz  
(DPV 80/100)


**2 Poles induction motor**

1- 230V-50Hz  
(with thermal protection)

**Insulation class** F

**Protection degree** IPX8

TYPE	LOTS			
	TRUCK		CONTAINER	
	PALLET (cm)	N° pumps	PALLET (cm)	N° pumps
DP 40-60	80×120×175	135	80×120×205	162
DP 80-100	80×120×145	57	80×120×190	76
DPV 80-100	80×120×145	57	80×120×190	76

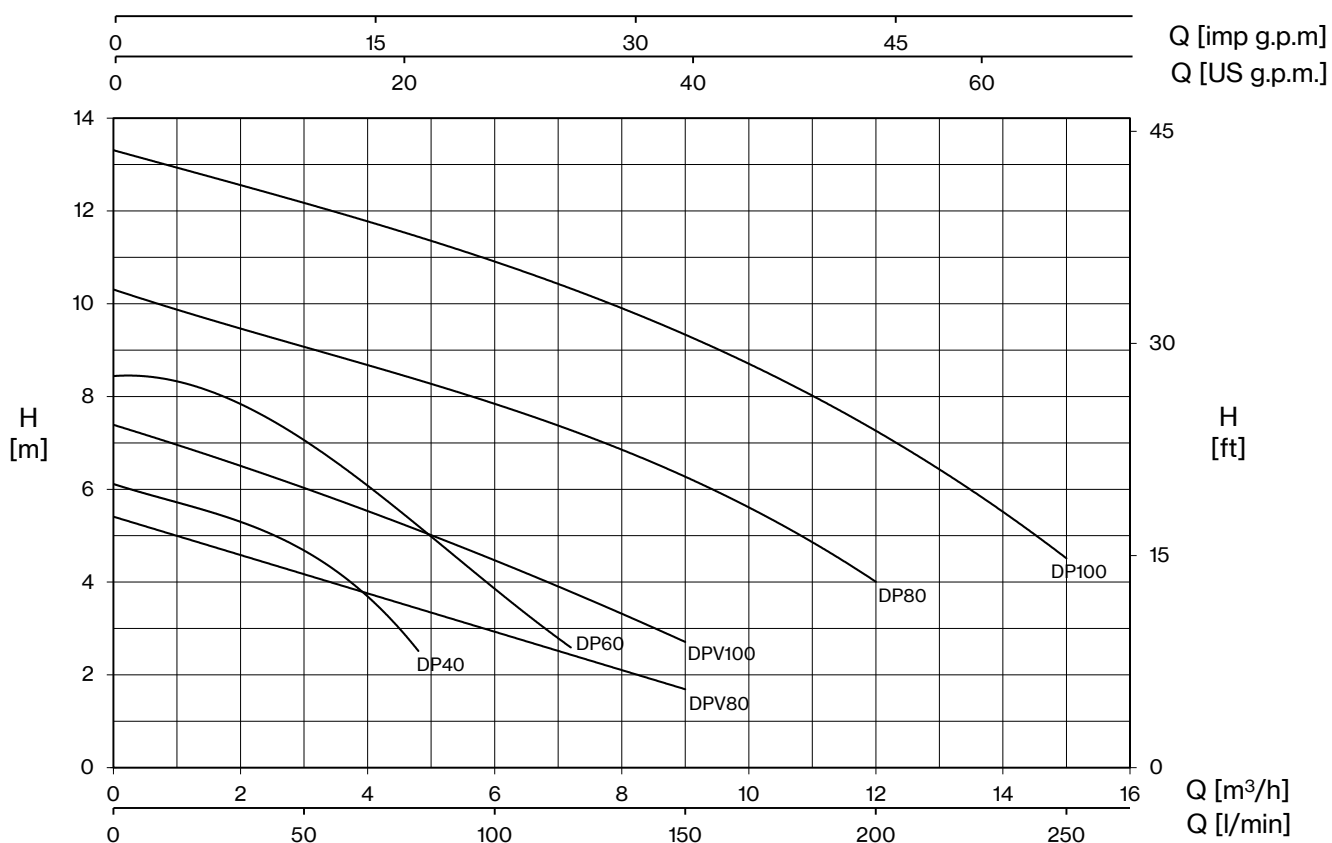


DP



DPV

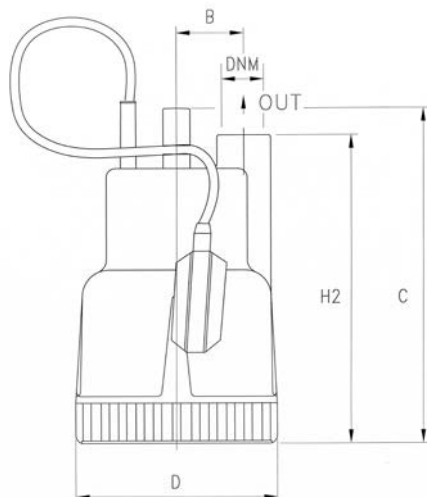






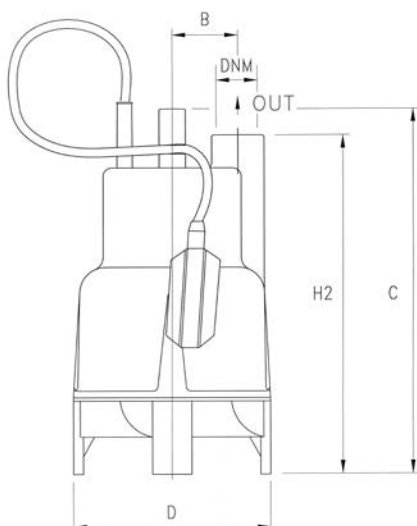
TYPE		W	AMPERE		Q (m³/h - l/min)										
1~	3~		1~	3~	0	1,2	2,4	3	3,6	4,8	6	7,2	9	12	15
					0	20	40	50	60	80	100	120	150	200	250
			1x230 V 50 Hz	3x400 V 50 Hz	H (m)										
DP 40 (G)	-	200	1,0	-	6,1	5,7	5,0	4,7	4,2	2,5					
DP 60 (G)	-	400	2,1	-	8,5	8,1	7,6	7,2	6,7	5,0	3,9	2,6			
DP 80 (G)	DPT 80	800	3,7	1,8	10,3			9,1	8,8	8,3	7,8	7,3	6,3	4,0	
DP 100 (G)	DPT 100	1050	5,1	2,3	13,3			12,2	12,0	11,5	10,9	10,3	9,3	7,3	4,5



TYPE		W	AMPERE		Q (m³/h - l/min)			
1~	3~		1~	3~	0	3	6	9
					0	50	100	150
			1x230 V 50 Hz	3x400 V 50 Hz	H (m)			
DPV 80 (G)	DPVT 80	500	2,6	1,2	5,4	4,2	2,9	1,7
DPV 100 (G)	DPVT 100	750	3,8	1,7	7,4	5,8	4,7	2,7

# DP/DPV



TYPE	DIMENSIONS (mm)								
	B	C	D	H2	DNM	I	L	M	
DP 40 (G)	50	250	150	230	1" G	170	200	320	5
DP 60 (G)	50	250	150	230		170	200	320	6,5
DP 80 (G)	55,5	296	176	276	1" ¼ G	185	230	310	8,5
DP 100 (G)	55,5	296	176	276		185	230	310	10



TYPE	DIMENSIONS (mm)								
	B	C	D	H2	DNM	I	L	M	
DPV 80 (G)	55,5	331	176	310	1" ¼ G	185	230	345	8,5
DPV 100 (G)	55,5	331	176	310		185	230	345	10

